



### District Report Card: 2017


<b>State:</b> Jammu And Kashmir	<b>District:</b> Udhampur
<b>Class:</b> 8	<b>Subject:</b> Language
<b>Schools:</b> 51	<b>Students:</b> 893


### Participation/Coverage


#### Students

 GENDER	Boys		Girls	
	Number	%	Number	%
	454	50.84	439	49.16

 AREA	Rural		Urban	
	Number	%	Number	%
	883	98.88	10	1.12

 CATEGORY	SC		ST		OBC		GEN	
	Number	%	Number	%	Number	%	Number	%
	211	23.63	159	17.81	27	3.02	496	55.54

 CWSN	LD	VI	HI	S&LD	ID	Oth
	1	0	0	3	1	2

 Management	Government		Government-aided	
	Number	%	Number	%
	893	100.00	0	0.00

### Average Performance of Students in Language (%)

Overall	Gender		Area		Management		Social Group			
	Male	Female	Rural	Urban	Govt.	Aided	SC	ST	OBC	GEN
43.55	43.36	43.75	43.78	23.33	43.55	0.00	41.14	38.91	45.19	45.98

## Performance on Learning Outcomes (LOs)

Learning Outcomes	Description	Average Performance(%)
L813	Read textual/non-textual materials with comprehension and identifies the details, characters, main idea and sequence of ideas and events while reading	43.55

Range of Performance of Students who Answered Correctly							
Below 30%		30% - 50%		50% - 75%		Above 75%	
Number	%	Number	%	Number	%	Number	%
260	29.12	328	36.73	219	24.52	86	9.63

## Lowest Performing Learning Outcomes (LOs)

1 - Read textual/non-textual materials with comprehension and identifies the details, characters, main idea and sequence of ideas and events while reading (43.55)